



November 2024

Dear Parent/Carer,

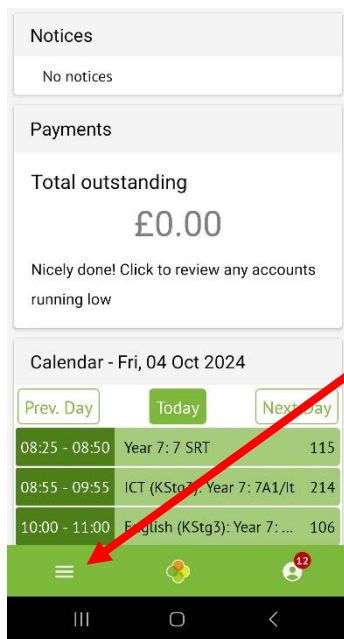
RE: Arbor Trips

I am writing to inform you that we are going to be using Arbor to communicate fixtures and trips that your child is involved with this Academic year. You can access this online via www.arbor.co.uk or you can download the app to your phone or device.

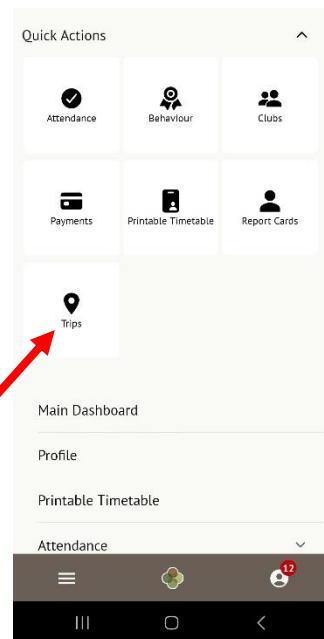
Notifications/Alerts

How it looks from a parents' view

When a fixture/ trip/ event is created and made live you will get an in-app notification message informing you.

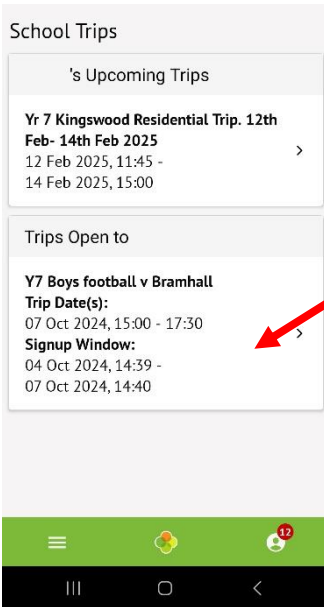


1. Open the Arbor App and click the 3 lines at the bottom

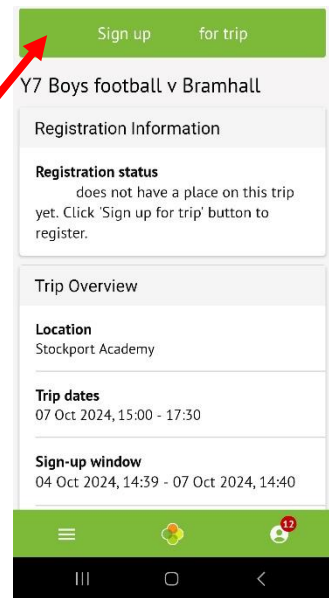


2. Then click on the trips button

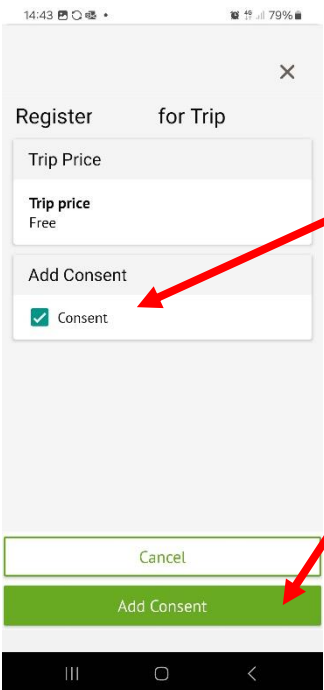




3. Click on the relevant fixture or trip relating to your child



4. Click here to sign up your child for trip



5. Tick the box to give consent then click add consent

We will then know that you have consented for your child to take part in the fixture/event/trip.

We will use any emergency contact details and medical information already provided on Arbor and therefore ask that you ensure these are up to date by clicking on the 3 lines on the Arbor App, then clicking profile.

You can then update any contact details, add allergies & medical conditions etc.

